




## Zero Deadleg T Valve, pneumatically operated, stainless steel block material

- Fully integrated in Burkert's Process Control Systems
- Zero dead volume
- Monoblock – no welds
- Quality certifications 

Type 2732 can be combined with...



**Type 8692/8693**  
Positioner / Process  
Controller TopControl



**Type 8694**  
Positioner  
TopControl Basic



**Type 8635**  
Positioner SideControl



**Type 8792/93**  
SideControl  
Remote-Versions



**Type 8030**  
Flow sensor

The Burkert Zero Deadleg T Valve system is designed for control of ultra pure, sterile, aggressive or abrasive fluids. Enables especially optimal sampling, draining or diverting of critical process fluids. The valve body is machined from a single piece of block material (monoblock – no weld seam).

The Type 2732 can be actuated by the 8635 SideControl, SideControls 8792/93 Remote versions or the 8694/8692/8693 TopControl forming a mechanical and functional unit and thus offering a complete control valve system. Using this control valve, continuous regulation tasks for fluids can be solved.

Technical data										
<b>Orifice</b>	DN 4-100									
<b>Body materials</b>	<ul style="list-style-type: none"> <li>▪ Stainless steel 1.4435 / 316 L</li> <li>▪ Stainless steel 1.4435BN2 / ASME BPE</li> </ul> Fe < 0.5% / C ≤ 0.03%									
<b>Diaphragm materials</b>	EPDM (AB), PTFE/EPDM (EA) EPDM (AD), advanced PTFE/EPDM (EU) and FKM (FF) on request									
<b>Actuator materials</b>	PPS, PA									
<b>Pilot air ports</b>	Stainless steel 1.4305									
<b>Surface finish</b>	<table border="1"> <thead> <tr> <th></th> <th>Ra [µm]</th> <th>Ra [µInch]</th> </tr> </thead> <tbody> <tr> <td>internal mechanical polished</td> <td>≤0,5</td> <td>≤25</td> </tr> <tr> <td>internal electro polished</td> <td>≤0,38</td> <td>≤15</td> </tr> </tbody> </table>		Ra [µm]	Ra [µInch]	internal mechanical polished	≤0,5	≤25	internal electro polished	≤0,38	≤15
	Ra [µm]	Ra [µInch]								
internal mechanical polished	≤0,5	≤25								
internal electro polished	≤0,38	≤15								
<b>Medium temperature</b>	EPDM (AB), PTFE/EPDM (EA) EPDM (AD), advanced PTFE/EPDM (EU) FKM (FF)									
	-10 to + 130 °C (steam sterilisation +140 °C for 60min) -5 to +143 °C (steam sterilisation +150 °C for 60min) 0 to +130 °C (not recommended for steam)									
<b>Ambient temperature</b>	Actuator size < 100 mm Actuator size 100-125 mm Actuator size ≥ 175 mm									
	+5 to +140 °C +5 to +90 °C (briefly up to +140 °C) -10 to +50 °C									
<b>Control medium</b>	Neutral gases; air									
<b>Pilot pressure max.</b>	max. 7 bar, see table on p. 2									
<b>Port connections</b>										
<b>Weld end</b> acc. to	EN ISO 1127 / ISO 4200, DIN 11850 Series 0 to 3, SMS 3008, ASME BPE, BS 4825									
<b>Clamp</b> acc. to	ISO 2852, ASME BPE, DIN 32676									
<b>Installation for selfdraining operation</b>	Actuator inclined 3 to 5° downwards									

### Content



#### Valve specifications

##### Type 2732

Technical data & ordering info. p. 1-4



#### System Continuous CLASSIC

##### Type 8802-DE

Ordering info. & technical data

#### Request for quotation

##### Type 8802-DE

p. 10-11

Technical data, *continued*

Orifice DN diaphragm [mm]	Actuator size Ø [mm]	Kv-value water [m³/h]	Pilot pressure [bar]	Max. operating pressure (medium) for seal material	
				EPDM, FKM [bar]	PTFE/EPDM, advanced PTFE/EPDM [bar]
15	80	4.5	5.0-7	10	10
20	80	7.5	5.0-7	10	10
25	80	12.0	5.5-7	10	7.5
40	100	30.0	5.5-7	6.5	6
	125	30.5	5.5-7	10	10
50	100	51.5	5.5-7	4.5	2.5
	125	51.5	5.5-7	8	7
80	225	160.0	5.0-6	10	10
100	225	235	5.0-6	8	4

## Approvals

### Suitability for foodstuffs / sterile applications

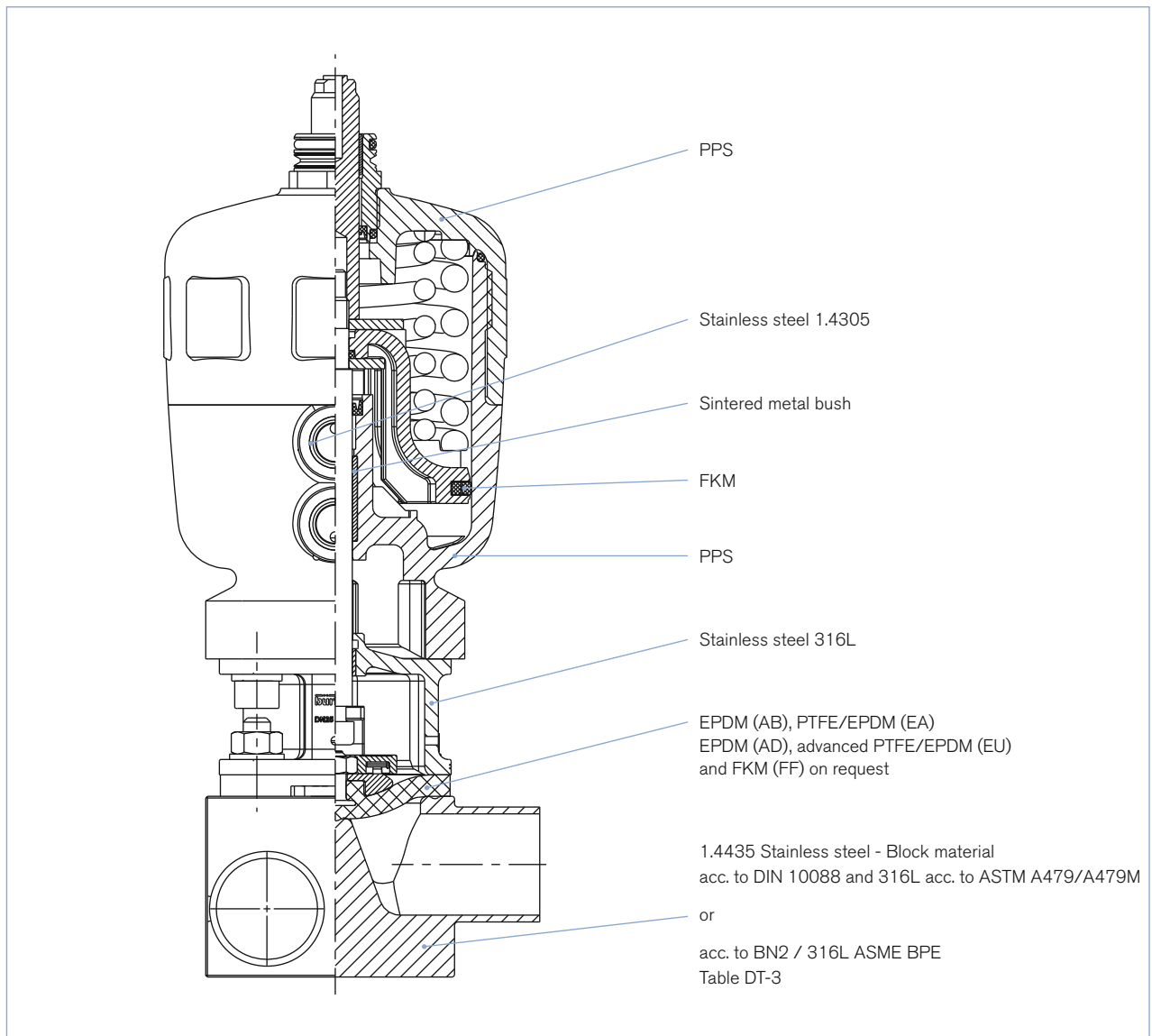


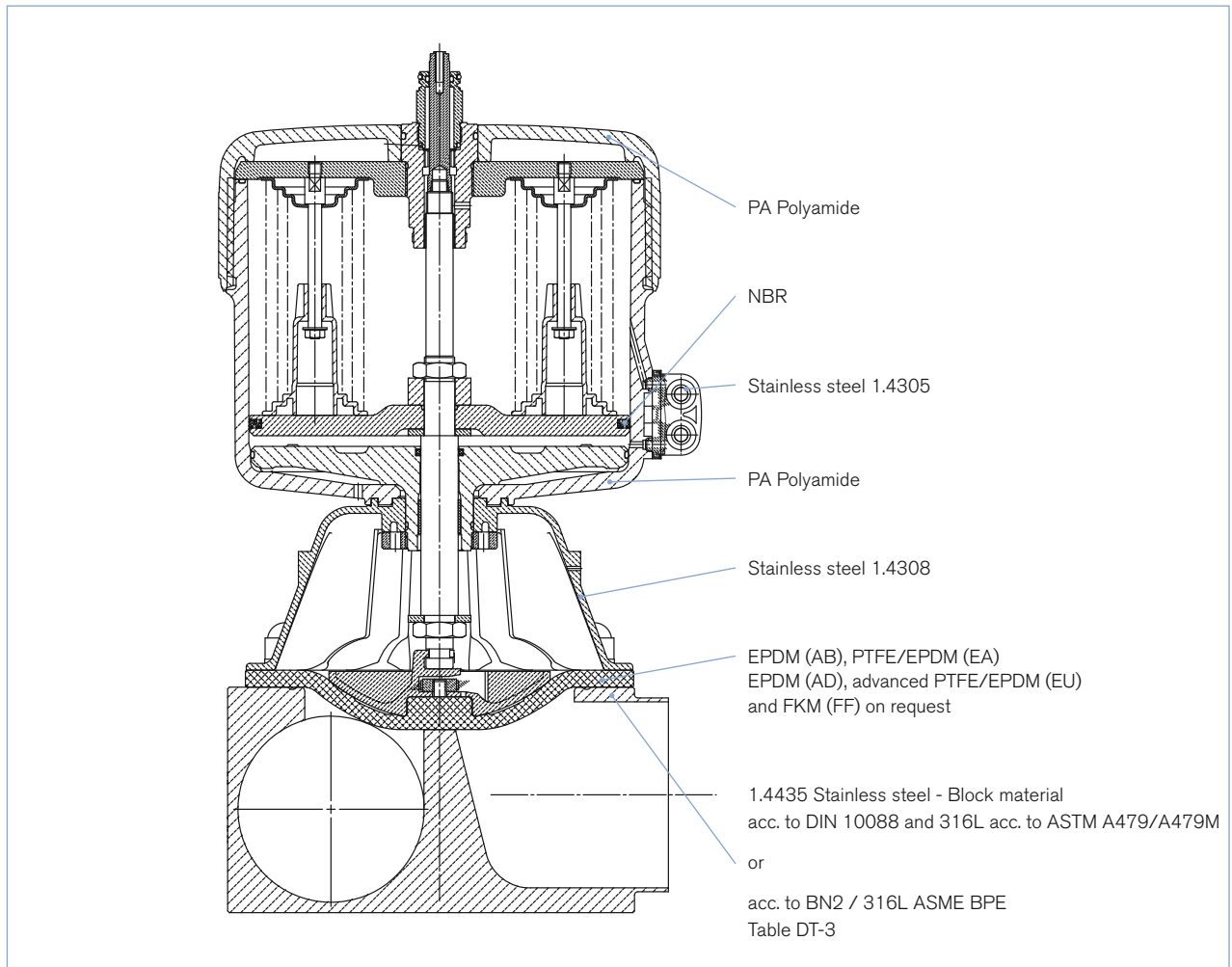
- The composition of the EPDM (AB), EPDM (AD), PTFE/EPDM (EA) and advanced PTFE (EU) diaphragms corresponds to the Code of Federal Regulations, published by the FDA (Food and Drug Administration, USA).



- The composition of the EPDM (AB), EPDM (AD), PTFE/EPDM (EA) and advanced PTFE (EU) diaphragms is suitable for the application with food and beverage (acc. to EC-Regulation 1935/2004/EC)
- The composition of the EPDM (AB), EPDM (AD), PTFE/EPDM (EA) and advanced PTFE (EU) diaphragms are approved acc. USP Class VI
- Approval according to TA-air (Port size DN4-50)

## Materials



Materials *continued*

## Example of available diaphragm materials

Developed to handle the unique challenges of hygienic and sterile applications, Bürkert offers diaphragms with precise material formula and physical tolerances. Bürkert diaphragms are available in a wide range of materials which have been proven in food & beverage, biotechnology, pharmaceutical and cosmetic industry applications. Diaphragms are tested during development and production to ensure reliability in critical processing environments.



- EPDM (AB)
- EPDM (AD)
- PTFE/EPDM (EA)
- advanced PTFE/EPDM (EU)
- FKM (FF)

## Ordering information for valve system Continuous CLASSIC Type 8802-DE

A **valve system Continuous CLASSIC Type 8802-DE** consists of an **T-valve Type 2732** and a digital electropneumatic Positioner **Type 8692**, a digital electropneumatic Process Controller **Type 8693**, a digital electropneumatic Positioner Basic **Type 8694** (below) or a SideControl **Type 8635** or an electropneumatic positioner **Type 8792/8793** (next page) (see separate datasheets).

For the configuration of further valve systems please use the "Request for quotation" on p. 10 + 11 [go to page](#)

You order two components and receive a complete assembled and certified valve.

### Ordering the valve system Continuous CLASSIC Type 8802-DE

#### T-valve

Type 2732



#### Positioner



Positioner  
Type 8692



Process Controller  
Type 8693



Positioner Basic  
Type 8694

#### T-valve

with desired control unit



Valve system  
Continuous  
CLASSIC  
Type 8802-DE-I  
2732 + 8692



Valve system  
Continuous  
CLASSIC  
Type 8802-DE-J  
2732 + 8693



Valve system  
Continuous  
CLASSIC  
Type 8802-DE-L  
2732 + 8694

#### Positioner TopControl Type 8692

More  
info.



#### Process Controller TopControl Type 8693

More  
info.

PROFIBUS

DeviceNet™



The new generation of integrated positioners/process controllers for combination with actuators from the process valve series Type 23xx/2103 is specially designed for the requirements of hygienic process environments. The easy handling and the selection of additional software functions are done either on a big graphic display with backlight and keypad or via a PC interface. A contact-free analogue position sensor registers the valve position without deterioration. Single-acting or double-acting actuators are controlled via the integral positioner system. With Type 8693, the process controller function is superimposed on the position control loop. Profibus DPV1 and DeviceNet communication interfaces are available as options.

Main customer benefits:

- Compact design of the valve system with integrated positioner/process controller meets the demands for plant washdown environments through the selection of materials, external seals and integrated control air supply to the actuator
- Extremely simple commissioning and operation thanks to the back-lighting of the graphics display and proven multilingual software structure
- Automatic parameterisation of the positioner and process controller using the TUNE functions
- Field bus communication via Profibus DPV1 or DeviceNet
- Air intake filter enhances the process valve system availability
- Simple and reliable actuator adaption
- Explosion-proof models for zone 2/22

#### Positioner TopControl Basic Type 8694

More  
info.



The new generation of integrated positioners for combination with actuators from the process valve series Type 23xx/2103 is specially designed for the requirements of hygienic process environments. The operation and selection of the software functions close tight function, inversion of the operating direction of the setpoint signal, characteristic curves selection and switching manual/automatic operation are effected via push-buttons and DIP switches or via the PC interface. The position setpoint is set using the standard signal 4 - 20 mA. In addition, the enable can be controlled via the binary input and an optional position feedback can be integrated. The positioner, Type 8694, registers the valve position without deterioration through a contact-free analogue position sensor. Single-acting or double-acting actuators are controlled via the integral positioner system. An AS-Interface communication interface is available as an option.

Main customer benefits:

- Compact design of the valve system with integrated positioner meets the demands for plant washdown environments through the selection of materials, external seals and integrated control air supply to the actuator
- Automatic parameterisation of the process controller using the Process TUNE function
- Field bus communication via optional AS-Interface
- Air intake filter enhances the process valve system availability
- Simple and reliable actuator adaption allowing additional actuators of the process valve series, Type 20xx or actuators from other manufacturers to be used
- Explosion-proof models for zone 2/22

Click on the orange box "More info"... you will come to our website for the resp. product where you can download the data sheet.

**Ordering information for valve system Continuous CLASSIC Type 8802-DE, *continued***

A **valve system Continuous CLASSIC Type 8802-DE** consists of an **T-valve Type 2732** and a digital electropneumatic Positioner **Type 8692**, a digital electropneumatic Process Controller **Type 8693**, a digital electropneumatic Positioner Basic **Type 8694** (previous page) or a SideControl **Type 8635** or an electropneumatic positioner **Type 8792/8793** (below) (see separate datasheets).

For the configuration of further valve systems please use the "Request for quotation" on p. 10 + 11 [go to page](#)

You order two components and receive a complete assembled and certified valve.

**Ordering the valve system Continuous CLASSIC Type 8802-DE**

**T-valve Type 2732**

**Positioner**




**T-valve with desired control unit**



**SideControl Type 8635, 2-wire, intrinsically safe**

[More info.](#)



Type 8635 is a digital electro-pneumatic positioner with an optional, integrated process controller for precise control requirements. The compact design with integrated position encoder and LCD display was developed for demanding applications of the process industry.

Main customer benefits are:

- Time saving algorithms for temperature, flow and pressure PID parameters through ProcessTUNE function.
- Quick and simple menu driven parameterization through keyboard or Profibus PA
- Remote setpoint adjustment via a 4-20 mA signal
- Adaptation according to IEC534-6 for lift and swivel drives
- Rugged anodised aluminium housing
- Suitable for hazardous locations per zone 1, zone 21 or zone 2 and 22

**Positioner SideControl Type 8792**

[More info.](#)

**Process Controller SideControl Type 8793**

[More info.](#)



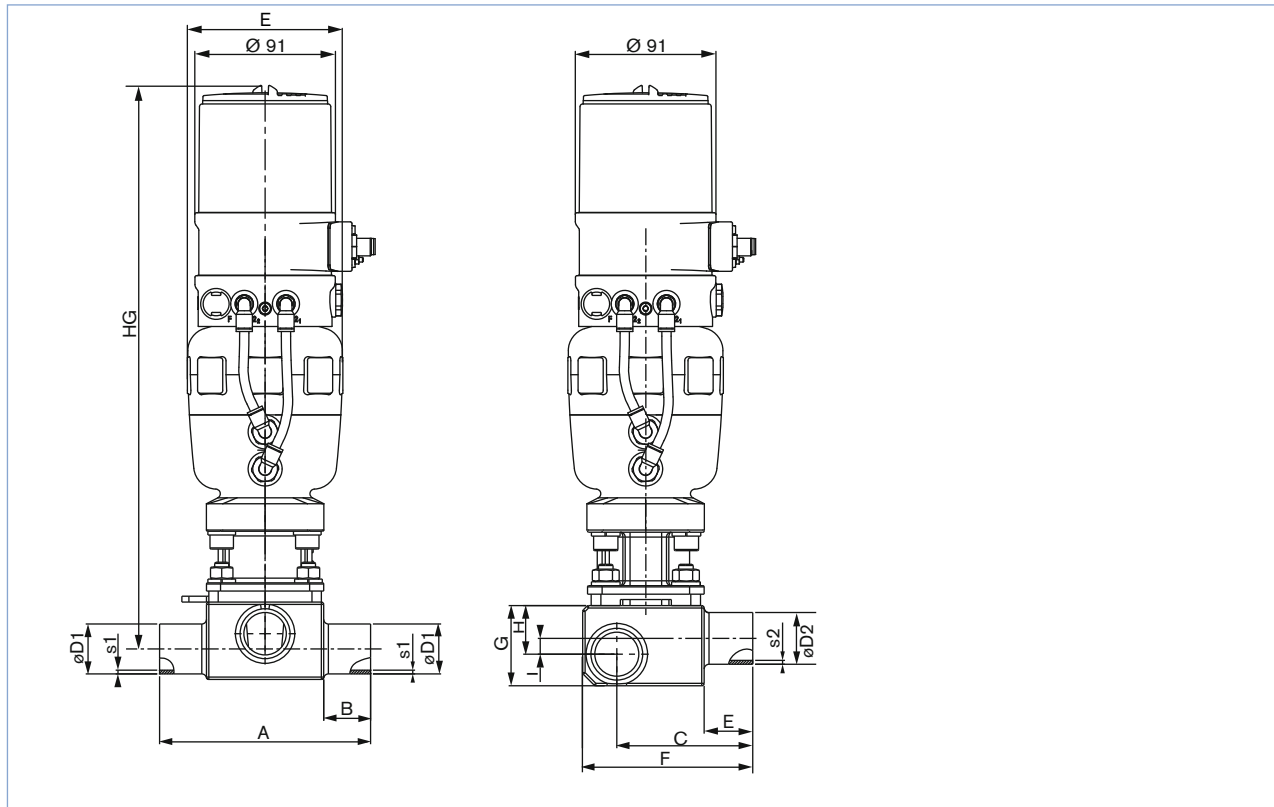
Type 8792/8793 is a digital electro-pneumatic positioner with an optional, integrated process controller (8793) for precise control requirements. The compact design with integrated position encoder and LCD display was developed for demanding applications of the process industry. A Profibus DPV1 communication interface is available as an option.

Main customer benefits are:

- Time saving algorithms for temperature, flow and pressure PID parameters through ProcessTUNE function.
- Quick and simple menu driven parameterization through keyboard or Profibus DPV1 PA
- Adaption acc. to IEC534-6 and VDI/VDE 3845 for lift and swivel drives or as a Remote version together with Bürkert process valves
- Rugged anodised aluminium housing
- Suitable for hazardous locations per zone 2/22

Click on the orange box "More info"... you will come to our website for the resp. product where you can download the data sheet.

Body dimensions [mm] (for dimension of HG see page 9)



Weld end acc. to EN ISO 1127 / ISO 4200

Orifice	Actuator size Ø	øD1	s1	øD2	s2	A	B	C	E	F	G	H	I
15	80	13.5	1.6	13.5	1.6	93.0	20	52.05	20	70	27	17	4.5
		17.2	1.6	13.5	1.6	93.0	20	53.90	20	70	31	18	4.5
		21.3	1.6	21.3	1.6	93.0	20	55.95	20	71	35	21	6.5
		26.9	1.6	21.3	1.6	103.0	25	58.75	20	78	42	25	11.5
		33.7	2.0	21.3	1.6	103.0	25	62.75	20	82	47	28	14.5
		42.4	2.0	21.3	1.6	103.0	25	67.10	20	91	56	32	18.5
		48.3	2.0	13.5	1.6	103.0	25	69.05	20	97	61	34	20.5
		48.3	2.0	21.3	1.6	103.0	25	69.05	20	97	63	35	21.5
		60.3	2.0	13.5	1.6	113.0	30	76.05	20	109	71	38	24.5
		60.3	2.0	21.3	1.6	113.0	30	76.05	20	109	72	38	24.5
20	80	26.9	1.6	26.9	1.6	114.0	25	70.25	25	88	42	24	6.0
		33.7	2.0	26.9	1.6	114.0	25	73.25	25	94	48	28	10.0
		42.4	2.0	26.9	1.6	114.0	25	78.60	25	102	57	33	15.0
		48.3	2.0	26.9	1.6	114.0	25	80.55	25	108	63	35	17.0
		60.3	2.0	26.9	1.6	124.0	30	86.55	25	121	74	40	22.0
		76.1	2.0	26.9	1.6	124.0	30	94.45	25	136	86	45	27.0
25	80	33.7	2.0	33.7	2.0	124.5	25	78.55	25	98	53	33	13.0
		42.4	2.0	33.7	2.0	124.5	25	82.90	25	107	62	38	18.0
		76.1	2.0	33.7	2.0	134.5	30	99.75	25	142	94	52	32.0
40	125	42.4	2.0	42.4	2.0	152.0	25	97.00	25	122	62	37	8.4
		48.3	2.0	48.3	2.0	152.0	25	99.95	25	128	68	41	12.4
		60.3	2.0	48.3	2.0	162.0	30	105.95	25	140	82	48	19.4
		76.1	2.0	48.3	2.0	162.0	30	113.85	25	155	97	55	26.4
50	125	60.3	2.0	60.3	2.0	188.0	30	120.15	30	154	82	48	12.5
		76.1	2.0	60.3	2.0	188.0	30	128.05	30	172	100	56	20.5
		88.9	2.3	60.3	2.0	188.0	30	134.15	30	183	110	61	25.5

Body dimensions [mm] *continued*

Weld end acc. to ASME BPE

Orifice	Actuator size Ø	øD1	s1	øD2	s2	A	B	C	E	F	G	H	I
15	80	12.70	1.65	12.70	1.65	93.0	20	51.60	20	70	27	13.5	0.0
		19.05	1.65	12.70	1.65	103.0	20	54.78	20	70	31	18.5	5.0
		25.40	1.65	12.70	1.65	103.0	20	57.95	20	75	40	24	10.5
		38.10	1.65	12.70	1.65	103.0	25	64.30	20	88	54	31	17.5
		50.80	1.65	12.70	1.65	113.0	30	71.65	20	100	64	35	21.5
		63.50	1.65	12.70	1.65	113.0	30	78.80	20	113	73	38	24.5
20	80	76.20	1.65	12.70	1.65	113.0	30	84.35	20	125	85	44	30.5
		19.05	1.65	19.05	1.65	114.0	25	66.28	25	85	36	18	0.0
		25.40	1.65	19.05	1.65	114.0	25	69.45	25	90	40	24	6.0
		38.10	1.65	19.05	1.65	114.0	25	75.80	25	98	53	31	13.0
		50.80	1.65	19.05	1.65	124.0	30	82.15	25	111	66	37	19.0
		63.50	1.65	19.05	1.65	124.0	30	88.50	25	123	75	40	22.0
25	80	76.20	1.65	19.05	1.65	124.0	30	94.85	25	137	87	45	27.0
		25.40	1.65	25.40	1.65	124.5	25	74.75	25	95	42	26	6.0
		38.10	1.65	25.40	1.65	124.5	25	81.10	25	103	58	36	16.0
		50.80	1.65	25.40	1.65	134.5	30	87.45	25	120	75	44	24.0
		63.50	1.65	25.40	1.65	134.5	30	93.80	25	130	83	48	28.0
		76.20	1.65	25.40	1.65	134.5	30	100.15	25	142	94	52	32.0
40	125	38.10	1.65	38.10	1.65	152.0	25	95.20	25	121	58	35	6.4
		50.80	1.65	38.10	1.65	162.0	30	101.55	25	131	72	43	14.4
50	125	50.80	1.65	50.80	1.65	188.0	30	115.75	30	145	71	42	6.5
		63.50	1.65	63.50	1.65	188.0	30	122.10	30	158	86	50	14.5

Weld end acc. to DIN 11850 Series 0 and 2

Series 0													
25	80	28.0	1.5	28.0	1.5	124.5	25	76.2	25	95	46	29	9.0
		52.0	1.5	28.0	1.5	134.5	30	88.2	25	117	71	42	22.0
40	125	28.0	1.5	34.0	1.5	152.0	25	90.3	25	122	58	32	3.4
		52.0	1.5	34.0	1.5	162.0	30	102.3	25	132	75	45	16.4
50	125	52.0	1.5	52.0	1.5	188.0	30	116.5	30	147	73	43	7.5
Series 2													
15	80	19.0	1.5	19.0	1.5	93.0	20	54.9	20	70	33	20	6.5
		23.0	1.5	19.0	1.5	103.0	20	56.9	20	72	37	22.5	8.5
		35.0	1.5	19.0	1.5	103.0	25	62.9	20	84	50	29	14.5
		41.0	1.5	19.0	1.5	103.0	25	65.9	20	91	56	32	18.5
20	80	23.0	1.5	23.0	1.5	114.0	25	68.4	25	88	42	21	3.0
		35.0	1.5	23.0	1.5	114.0	25	74.4	25	95	50	29	11.0
		41.0	1.5	23.0	1.5	114.0	25	77.4	25	101	56	32	14.0
25	80	29.0	1.5	29.0	1.5	124.5	25	76.7	25	98	48	30	10.0
40	125	41.0	1.5	41.0	1.5	152.0	25	96.8	25	121	62	37	8.4
50	125	53.0	1.5	53.0	1.5	188.0	30	117.0	30	147	74	44	8.5

Weld end acc. to SMS 3008

25	80	25.0	1.2	25.0	1.2	124.5	25	75.0	25	95	43	27	7.0
		38.0	1.2	25.0	1.2	124.5	25	81.5	25	105	59	36	16.0
		51.0	1.2	25.0	1.2	134.5	30	88.0	25	118	72	42	22.0
40	125	38.0	1.2	38.0	1.2	152.0	25	95.6	25	121	58	35	6.4
		51.0	1.2	38.0	1.2	162.0	30	102.1	25	131	73	44	15.4
50	125	51.0	1.2	51.0	1.2	188.0	30	116.3	30	147	73	43	7.5

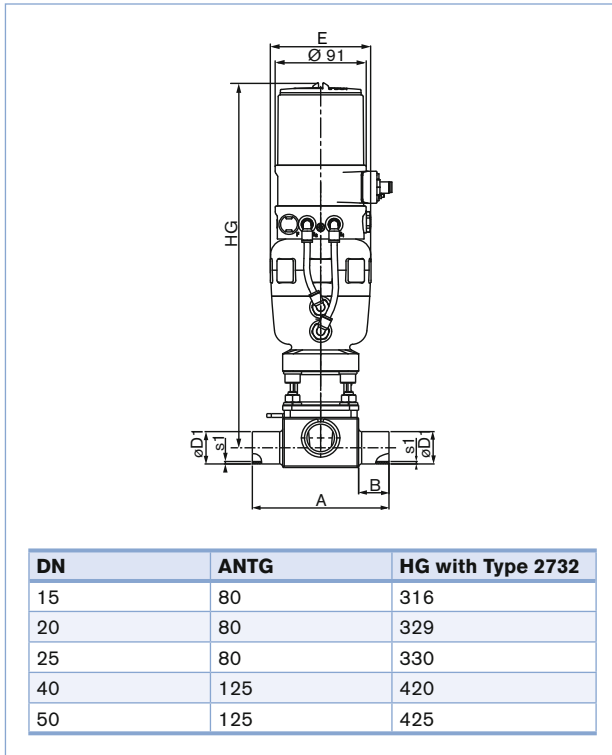


**2732**  
**System Continuous**  
**CLASSIC 8802-DE**

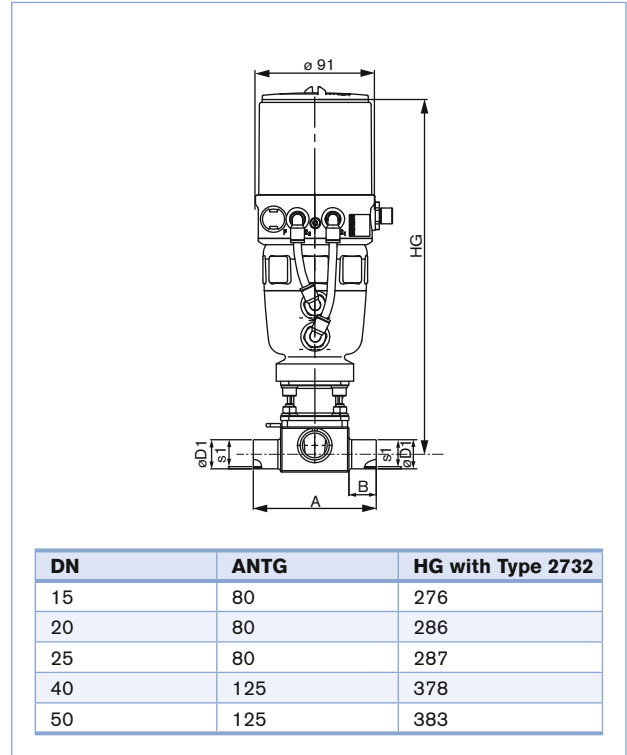


**Dimensions [mm]**

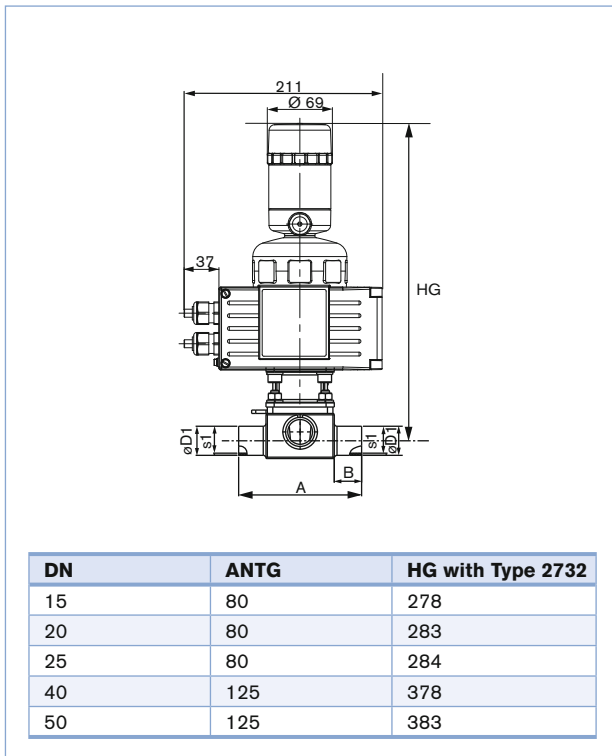
**Type 8802-DE-I with 8692 and 8802-DE-J with 8693**



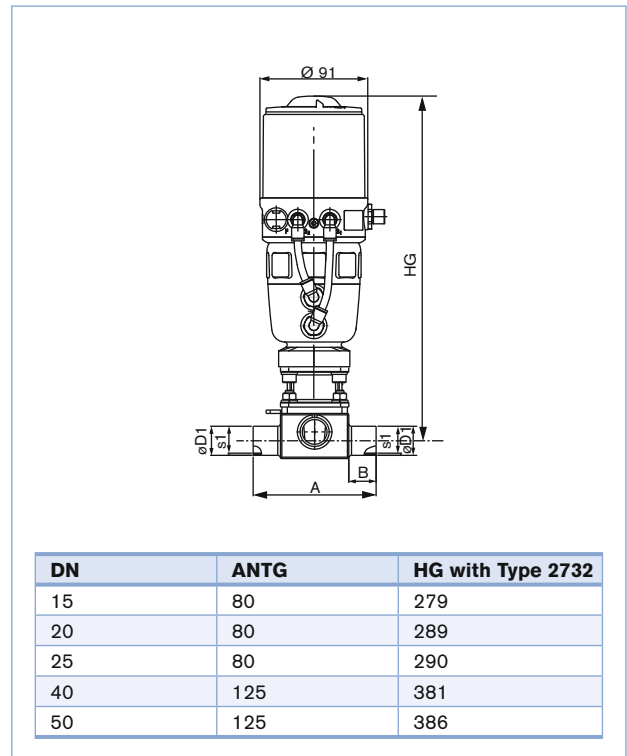
**Type 8802-DE-L with 8694**



**Type 8802-DE-B with 8635**



**Type 8802-DE-P with 8792 and 8802-DE-Q with 8793**



**Ventilsystem Continuous CLASSIC Typ 8802-DE – Angebotsanfrage**

▶ Bitte ausfüllen und mit Ihrer Anfrage oder Bestellung an Ihre nächstgelegene Bürkert-Niederlassung\* senden

Firma	Ansprechpartner
Kunden-Nr.	Abteilung
Strasse	Tel./Fax
PLZ-Ort	E-Mail

= Mussfelder

Stückzahl

Erforderliche Liefertermin

**Betriebsdaten**

Rohrabmessungen Hauptrohr  $\varnothing D1 \times s1$   Ausgangsrohr  $\varnothing D2 \times s2$    
 Clamp Hauptrohr  Clamp Ausgang

Rohrwerkstoff   
 Oberflächengüte Ra innen

Initiator

Zustand Medium  Flüssigkeit  Dampf  Gas  
 Nominal Einheit

Durchfluss (Q, Q<sub>N</sub>, W) <sup>1)</sup>

Temperatur am Ventileingang T1

Absolutdruck am Ventileingang P1

Absolutdruck am Ventilausgang P2

Dampfdruck P<sub>v</sub>

<sup>1)</sup> Standardeinheiten:  
 Flüssigkeit Q = m<sup>3</sup>/h;  
 Dampf W = kg/h;  
 Gas Q<sub>N</sub> = Nm<sup>3</sup>/h

**Daten Ansteuerung**

Positioner TopControl Typ 8692 **Mehr Infos**

Prozessregler TopControl Typ 8693 **Mehr Infos**

Positioner TopControl Basic Typ 8694 **Mehr Infos**

**Pneumatische Funktion**

Einfachwirkend  Doppeltwirkend

**Kommunikation**

Profibus  DeviceNet

**Elektrischer Anschluss**

Kabeldurchführung  Multipolanschluss

**Rückmeldung**

4-20 mA  4-20 mA + 2 Binärausgänge

**Initiator**

Initiator

**Bestell-Nummer (falls bekannt):**

**Pneumatische Funktion**

Einfachwirkend

**Elektrischer Anschluss**

Kabeldurchführung  Multipolanschluss

**Rückmeldung**

4-20 mA

**Bestell-Nummer (falls bekannt):**

Fortsetzung auf nächster Seite →

Valve system Continuous CLASSIC Type 8802-DE - Request for quotation, *continued*

<input type="checkbox"/> <b>Positioner SideControl Remote Type 8792</b> <span style="background-color: #f4a460; padding: 2px;">More info.</span>	<input type="checkbox"/> <b>Process Controller Side-Control Remote Type 8793</b> <span style="background-color: #f4a460; padding: 2px;">More info.</span>	<input type="checkbox"/> <b>Positioner SideControl Type 8635 – 2-wire</b> <span style="background-color: #f4a460; padding: 2px;">More info.</span>
<p><b>Power supply</b> 24 V DC</p> <p><b>Communication</b></p> <input type="checkbox"/> without <input type="checkbox"/> Profibus DPV1 <p><b>Feedback</b></p> <input type="checkbox"/> Analogue feedback + 2 binary outputs <input type="checkbox"/> 2 binary outputs <p><b>Electrical connection</b></p> <input type="checkbox"/> Cable gland <input type="checkbox"/> Multipol connection <p><b>Please specify item no. if known:</b>  <input style="width: 100%;" type="text"/></p>	<p><input type="checkbox"/> <b>Standard</b></p> <input type="checkbox"/> <b>ATEX/FM Zone 1</b> <input type="checkbox"/> <b>Zone 2/22</b> <p><b>Power supply</b> 24 V DC via Setpoint or BUS</p> <p><b>Communication</b> Setpoint / feedback analogue signal or via BUS    <input type="checkbox"/> Profibus PA</p> <p><input type="checkbox"/> <b>Positioner version</b> Input 4 - 20 mA Feedback <input type="checkbox"/> 4 - 20 mA    <i>or/and</i>    <input type="checkbox"/> Binary</p> <p><input type="checkbox"/> <b>PID Controller version<sup>3)</sup></b> Input measuring signal 4 - 20 mA</p> <p><b>Inductive proximity switch</b></p> <input type="checkbox"/> 1 <input type="checkbox"/> 2 <p><b>Please specify item no. if known:</b>  <input style="width: 100%;" type="text"/></p>	

<sup>3)</sup> same setpoint for input and feedback signal as for Positioner version

**Certificate**

- Attestation of compliance with the order EN-ISO 10204 2.1 (Article no. 440788)
- Test report EN-ISO 10204 2.2 (Article no. 803722)
- Certification of Conformity for Raw Material EN-ISO 10204 3.1 (included in delivery)
- EN161 (European Gas Device guideline)
- FDA - USP certificate

**Comment / sketch**