



## Flow regulator, screwable and pluggable

- M 5 to G 1/2" threaded connection
- 4 to 12 mm push-in connector
- Brass nickel-plated, stainless steel, aluminium, plastic PBTP

- Restrictor valve
- One-way flow restrictor
  - exhaust air
  - inlet air
- Check valve

### Technical data

<b>Material</b>	Brass nickel-plated
Medium	air, neutral gases
Medium temperature	-10 up to +70 °C
Seal material O-Ring	NBR
Nominal pressure	max. 10 bar <sup>1)</sup>

<b>Material</b>	Stainless steel AISI 316
Medium	air, neutral gases
Medium temperature	-10 up to +120 °C
Seal material O-Ring	FKM
Nominal pressure	see ordering chart

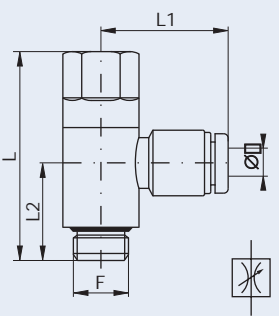
<b>Material</b>	Plastic PBTP
Medium	Air, neutral gases, fluids
Medium temperature	0 to +60 °C
Seal material O-Ring	NBR
Nominal pressure	max. 10 bar <sup>1)</sup>

<b>Material</b>	Aluminium
Medium	Air, neutral gases, fluids
Medium temperature	-10 up to +70 °C
Seal material O-Ring	NBR
Nominal pressure	max. 10 bar <sup>1)</sup>

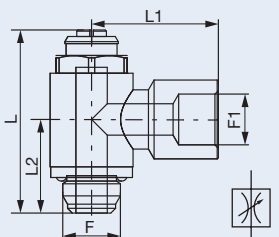
<sup>1)</sup> Pressure values [bar]: Overpressure with respect to atmospheric pressure

Other versions, connections, materials, sealing materials on request.

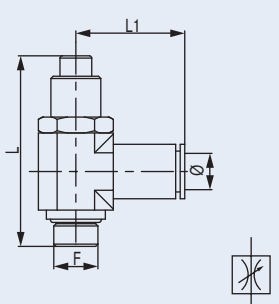
## Ordering chart, Restrictor valve



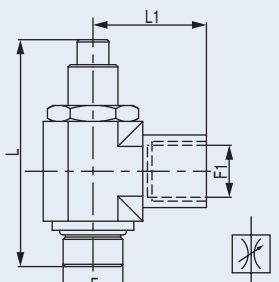
Material	Medium	F	Diameter [mm]	L [mm]	L 1 [mm]	L 2 [mm]	Packaging unit [piece]	Item no.
Brass nickel-plated	Air	M 5	4	28,0	24,0	10,5	1	780 217
		G 1/8	4	37,0	25,0	18,5	1	780 218
		G 1/8	6	37,0	26,0	18,5	1	780 219
		G 1/4	6	50,0	28,0	24,0	1	780 220
		G 1/8	8	37,0	31,0	18,5	1	780 221
		G 1/4	8	50,0	31,0	24,0	1	780 222
		G 1/4	10	50,0	36,0	24,0	1	780 223



Material	Medium	F	Threaded connection F1	L [mm]	L 1 [mm]	L 2 [mm]	Packaging unit [piece]	Item no.
Brass nickel-plated	air, neutral gases	G 1/8	G 1/8	30,9	21,4	15,8	1	780 228
		G 1/4	G 1/4	37,0	25,5	19,1	1	780 229

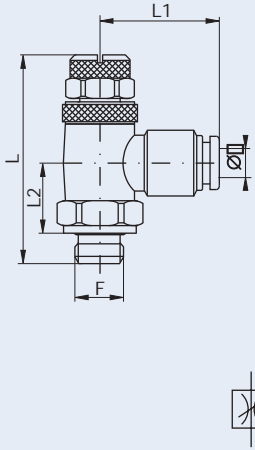


Material	Medium	F	Diameter [mm]	L [mm]	L 1 [mm]	Packaging unit [piece]	Item no.
Stainless steel AISI 316	air, neutral gases	M 5	4	28,0	14,0	1	771 635
		1/8"	6	42,0	24,0	1	771 636
		1/4"	6	50,0	27,0	1	771 637
		1/8"	8	42,0	24,0	1	771 638
		1/4"	8	50,0	27,0	1	771 639
		3/8"	10	57,0	31,0	1	771 640
		1/2"	12	70,0	34,0	1	771 641



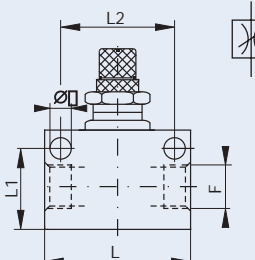
Material	Medium	F	F1	L [mm]	L 1 [mm]	Packaging unit [piece]	Item no.
Stainless steel AISI 316	air, neutral gases	M 5	M 5	28,0	11,0	1	771 642
		1/8"	1/8"	42,0	20,0	1	771 643
		1/4"	1/4"	50,0	25,0	1	770 177
		3/8"	3/8"	57,0	28,0	1	771 644
		1/2"	1/2"	70,0	31,0	1	771 645

## Ordering chart, Restrictor valve

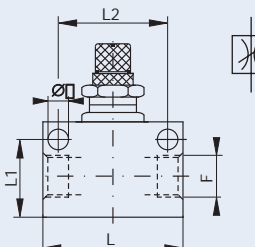


Material	Medium	F	Diameter [mm]	L [mm]	L 1 [mm]	L 2 [mm]	Packaging unit [piece]	Item no.
Plastic PBTP	air, neutral gases	M 5	4	27,7	19,1	13,5	1	783 394
		1/8	4	33,5	21,0	18,9	1	783 395
		M 5	6	27,7	20,8	13,5	1	783 396
		1/8	6	33,5	22,3	18,9	1	783 398
		1/4	6	38,8	24,3	23,0	1	783 397
		1/8	8	33,5	25,6	18,9	1	783 400
		1/4	8	38,8	27,2	23,0	1	783 399
		1/4	10	38,8	28,6	23,0	1	783 401
		3/8	10	47,2	30,3	26,9	1	783 402
		1/4	12	38,8	31,0	23,0	1	783 403
3/8	12	47,2	32,4	26,9	1	783 404		
1/2	12	53,0	34,0	31,1	1	783 405		

## Ordering chart, Restrictor valve, Block design

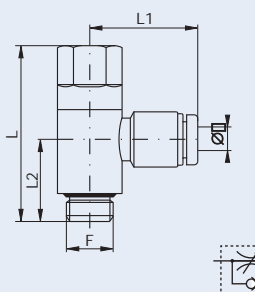


Material	Medium	F	Diameter [mm]	L [mm]	L 1 [mm]	L 2 [mm]	Packaging unit [piece]	Item no.
Aluminium	Air	M 5	4,2	21,0	12,5	15,0	1	783 365
		G 1/8	4,2	31,0	18,2	25,0	1	783 366
		G 1/4	6,5	45,0	24,5	35,0	1	783 367
		G 3/8	6,5	50,0	25,5	35,0	1	783 368
		G 1/2	6,5	59,0	35,0	44,0	1	783 369



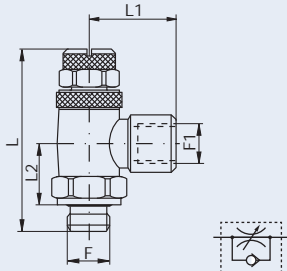
Material	Medium	F	Diameter [mm]	L [mm]	L 1 [mm]	L 2 [mm]	Packaging unit [piece]	Item no.
Stainless steel AISI 316	air, neutral gases	1/8	4,2	32,0	17,0	22,0	1	771 463
		1/4	6,5	55,0	24,0	31,8	1	771 464
		3/8	6,5	55,0	24,0	31,8	1	771 465
		1/2	6,5	64,0	33,0	35,0	1	771 466

## Ordering chart, One-way flow restrictor (exhaust air)

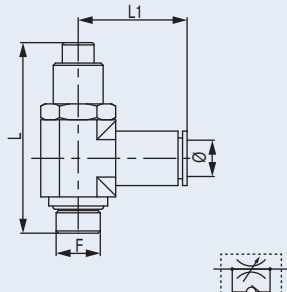


Material	Medium	F	Diameter [mm]	L [mm]	L 1 [mm]	L 2 [mm]	Packaging unit [piece]	Item no.
Brass nickel-plated	Air	M 5	4	28,0	24,0	10,5	1	780 204
		G 1/8	4	37,0	25,0	18,5	1	780 205
		G 1/8	6	37,0	26,0	18,5	1	780 206
		G 1/4	6	50,0	28,0	24,0	1	780 207
		G 1/8	8	37,0	31,0	18,5	1	780 208
		G 1/4	8	50,0	31,0	24,0	1	780 209
		G 1/4	10	50,0	36,0	24,0	1	780 210

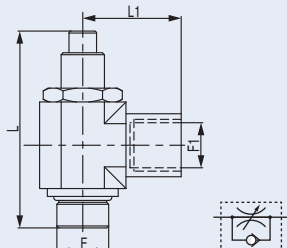
Ordering chart, One-way flow restrictor (exhaust air)



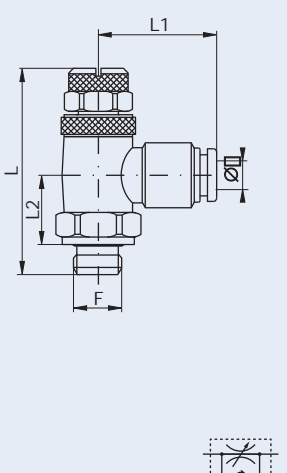
Material	Medium	F	F1	L [mm]	L 1 [mm]	L 2 [mm]	Packaging unit [piece]	Item no.
Brass nickel-plated	air, neutral gases	1/8	1/8	42,0	21,4	19,7	1	783 406
		1/4	1/4	48,0	25,5	24,0	1	783 407
		3/8	3/8	53,0	31,5	28,0	1	783 408



Material	Medium	F	Diameter [mm]	L [mm]	L 1 [mm]	Packaging unit [piece]	Item no.
Stainless steel AISI 316	air, neutral gases	M 5	4	28,0	14,0	1	771 752
		1/8	6	42,0	24,0	1	771 753
		1/4	6	50,0	27,0	1	771 754
		1/8	8	42,0	24,0	1	771 755
		1/4	8	50,0	27,0	1	771 756
		3/8	10	57,0	31,0	1	771 757
		1/2	12	70,0	34,0	1	771 758

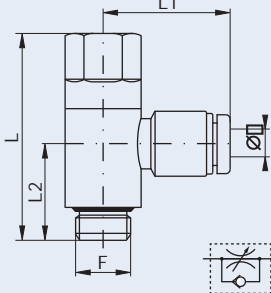


Material	Medium	F	F1	L [mm]	L 1 [mm]	Packaging unit [piece]	Item no.
Stainless steel AISI 316	air, neutral gases	M 5	M 5	28,0	11,0	1	771 759
		1/8	1/8	42,0	20,0	1	771 760
		1/4	1/4	50,0	25,0	1	771 761
		3/8	3/8	57,0	28,0	1	771 762
		1/2	1/2	60,0	31,0	1	771 763

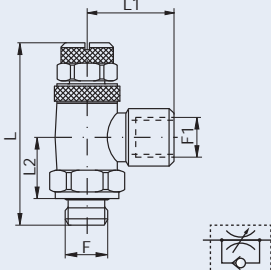


Material	Medium	F	Diameter [mm]	L [mm]	L 1 [mm]	L 2 [mm]	Packaging unit [piece]	Item no.
Plastic PBTP	air, neutral gases	M 5	4	29,5	18,2	17,6	10	771 807
		1/8	4	35,4	19,4	16,1	10	771 808
		1/4	4	42,6	24,0	18,6	10	771 809
		M 5	6	29,5	18,2	17,8	10	771 810
		1/8	6	35,4	19,4	17,0	10	771 811
		1/4	6	42,6	24,0	19,6	10	771 812
		1/8	8	35,4	19,4	17,7	10	771 813
		1/4	8	42,6	24,0	20,2	10	771 814
		3/8	8	48,0	26,3	21,7	5	771 815
		1/4	10	42,6	25,5	22,8	10	771 816
		3/8	10	48,0	26,3	23,7	5	771 817
		3/8	12	48,0	27,3	25,5	5	771 818
		1/2	12	53,5	29,1	28,6	5	771 819

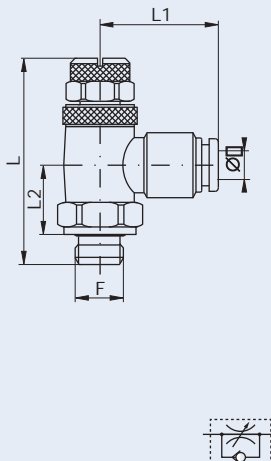
## Ordering chart, One-way flow restrictor (inlet air)



Material	Medium	F	Diameter [mm]	L [mm]	L 1 [mm]	L 2 [mm]	Packaging unit [piece]	Item no.
Brass nickel-plated	air, neutral gases	G 1/8	4	37,0	25,0	18,5	1	780 211
		G 1/8	6	37,0	26,0	18,5	1	780 212
		G 1/4	6	50,0	28,0	24,0	1	780 213
		G 1/8	8	37,0	31,0	18,5	1	780 214
		G 1/4	8	50,0	31,0	24,0	1	780 215
		G 1/4	10	50,0	36,0	24,0	1	780 216

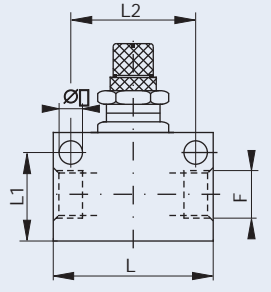


Material	Medium	F	F1	L [mm]	L 1 [mm]	L 2 [mm]	Packaging unit [piece]	Item no.
Brass nickel-plated	air, neutral gases	1/8	1/8	42,0	21,4	19,7	1	783 409
		1/4	1/4	48,0	25,5	24,0	1	783 410
		3/8	3/8	53,0	31,5	28,0	1	783 411



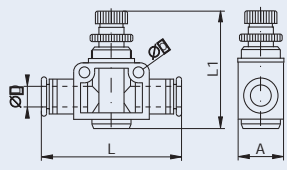
Material	Medium	F	Diameter [mm]	L [mm]	L 1 [mm]	L 2 [mm]	Packaging unit [piece]	Item no.
Plastic PBTP	air, neutral gases	M 5	4	29,5	18,2	17,6	10	771 764
		1/8	4	35,4	19,4	16,1	10	771 765
		1/4	4	42,6	24,0	18,6	10	771 766
		M 5	6	29,5	18,2	17,8	10	771 767
		1/8	6	35,4	19,4	17,0	10	771 768
		1/4	6	42,6	24,0	19,6	10	771 769
		1/8	8	35,4	19,4	17,7	10	771 770
		1/4	8	42,6	24,0	20,2	10	771 771
		3/8	8	48,0	26,3	21,7	5	771 772
		1/4	10	42,6	25,5	22,8	10	771 773
		3/8	10	48,0	26,3	23,7	5	771 774
		3/8	12	48,0	27,3	25,5	5	771 775
		1/2	12	53,5	29,1	28,6	5	771 776

## Ordering chart, One-way flow restrictor, Block design



Material	Medium	F	Diameter [mm]	L [mm]	L 1 [mm]	L 2 [mm]	Packaging unit [piece]	Item no.
Aluminium	Air	M 5	4,2	21,0	12,5	15,0	1	783 360
		G 1/8	4,2	31,0	18,2	25,0	1	783 361
		G 1/4	6,5	45,0	24,5	35,0	1	783 362
		G 3/8	6,5	50,0	25,5	35,0	1	783 363
		G 1/2	6,5	59,0	35,0	44,0	1	783 364
Stainless steel AISI 316	air, neutral gases	1/8	4,2	32,0	17,0	22,0	1	771459
		1/4	6,5	55,0	24,0	31,8	1	771460
		3/8	6,5	55,0	24,0	31,8	1	771461
		1/2	6,5	64,0	33,0	35,0	1	771462

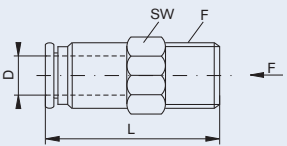
## Ordering chart, One-way flow restrictor, Block design



Material	Medium	Diameter D [mm]	Diameter d [mm]	L [mm]	L 1 [mm]	A [mm]	Packaging unit [piece]	Item no.
plastic	Air	4	3,2	40,0	29,0	11,0	1	783 415
		6	4,3	47,0	44,0	15,0	1	783 416
		8	4,3	52,0	47,8	18,0	1	783 417
		10	4,3	62,8	53,2	21,0	1	783 418
		12	4,3	74,0	57,0	28,0	1	783 419

## Ordering chart

## Check valve with external thread and plug connection, Flow rate from F to D

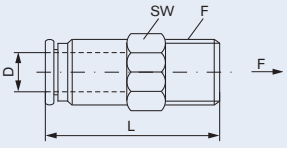


Material	Medium	Pressure Pmax. [bar(1)]	Medium temperature [°C]	F	Diameter D [mm]	L [mm]	SW [mm]	Packaging unit [piece]	Item no.
Brass nickel-plated	Air	0,9 – 10	0 – +60	M 5	4	30,0	10	1	783 425
				G 1/8	4	24,7	10	1	783 426
				G 1/8	6	28,6	12	1	783 427
				G 1/8	8	30,5	14	1	783 428
				G 1/4	6	28,6	14	1	783 429
				G 1/4	8	35,1	14	1	783 430

<sup>1)</sup> Pressure values [bar]: Overpressure with respect to atmospheric pressure

## Ordering chart

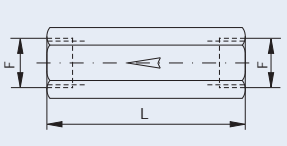
## Check valve with external thread and plug connection, Flow rate from D to F



Material	Medium	Pressure Pmax. [bar(1)]	Medium temperature [°C]	F	Diameter D [mm]	L [mm]	SW [mm]	Packaging unit [piece]	Item no.
Brass nickel-plated	Air	0,9 – 10	0 – +60	M 5	4	30,0	10	1	783 434
				G 1/8	4	24,7	10	1	783 435
				G 1/8	6	28,6	12	1	783 436
				G 1/8	8	30,5	14	1	783 437
				G 1/4	6	28,6	14	1	783 438
				G 1/4	8	35,1	14	1	783 439

<sup>1)</sup> Pressure values [bar]: Overpressure with respect to atmospheric pressure

## Ordering chart, check valve with internal thread



Material	Medium	Pressure Pmax. [bar(1)]	Medium temperature [°C]	Opening pressure	F	L [mm]	Packaging unit [piece]	Item no.
Brass nickel-plated	Air	10	Max. +70	0,05	G 1/8	34,0	1	783 455
					G 1/4	39,0	1	783 456

<sup>1)</sup> Pressure values [bar]: Overpressure with respect to atmospheric pressure

Ordering chart, check valve with plug connection

	Material	Medium	Pressure Pmax. [bar] <sup>1)</sup>	Medium temperature °C	Diameter D [mm]	Diameter D <sub>1</sub> [mm]	L [mm]	Packaging unit [piece]	Item no.
	plastic	Air	0,9 ... 10	+50	4	10,0	41,1	1	783 420
					6	12,4	47,2	1	783 421
					8	14,4	51,6	1	783 422

<sup>1)</sup> Pressure values [bar]: Overpressure with respect to atmospheric pressure

Ordering chart, check valves

Material	Medium	Pressure	Opening pressure [bar] 1)	Medium temperature °C	Packaging unit [piece]
Brass, untreated	Air	PN 10	0,1	Max. 70	1

<sup>1)</sup> Pressure values [bar]: Overpressure with respect to atmospheric pressure

	F	L [mm]	L <sub>1</sub> [mm]	L <sub>2</sub> [mm]	SW [mm]	Item no.
	G 1/4	48,5	15,5	9,0	17	783 443
	G 3/8	54,0	15,0	11,5	19	783 444
	G 1/2	on request	on request	on request	24	783 445

	F	L [mm]	L <sub>1</sub> [mm]	L <sub>2</sub> [mm]	SW [mm]	Item no.
	G 1/4	48,5	20,5	8,0	17	783 446
	G 3/8	54,0	23,0	10,0	19	783 447
	G 1/2	64,0	30,0	12,0	24	783 448

	F	L [mm]	L <sub>1</sub> [mm]	L <sub>2</sub> [mm]	SW [mm]	Item no.
	G 1/4	48,5	20,5	9,0	17	783 449
	G 3/8	54,0	23,0	11,0	19	783 450
	G 1/2	on request	on request	on request	on request	783 451

	F	L [mm]	L <sub>1</sub> [mm]	L <sub>2</sub> [mm]	SW [mm]	Item no.
	G 1/4	48,5	20,5	9,0	17	783 452
	G 3/8	on request	on request	on request	19	783 453
	G 1/2	65,5	30,0	14,0	24	783 454

To find your nearest Bürkert facility, click on the orange box →

[www.burkert.com](http://www.burkert.com)

In case of special application conditions, please consult for advice.

Subject to alterations  
© Christian Bürkert GmbH & Co. KG

1511/4\_EU-en\_00895103